HSF

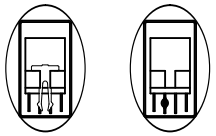

带鱼叉　　无鱼叉

组装示意图

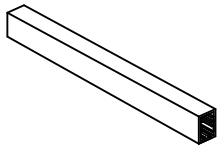

No：1

产品装入真空管内

SG-A20(600mm方型真空管)

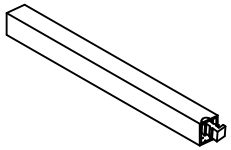

No：2

塞塑胶塞

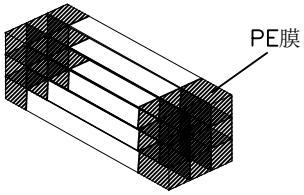

No：3

20管为一扎(不用摆),先用PE膜固定每扎真空管两端,包住两端利角,以防划破胶袋

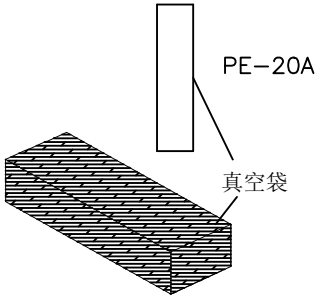

No：4

将包扎好的真空管(5扎)装入真空袋PE-20A,外加2包干燥剂,机台抽真空

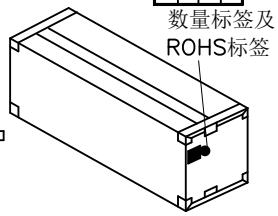

No：5

将抽真空的产品,放入内箱.(100管/内箱),封箱及贴标签于内箱侧面的左上角.内箱规格:CTN-10A(63*15*17CM)

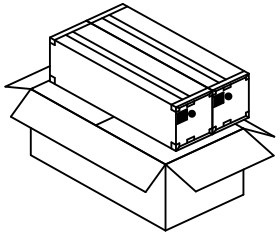

No：6

内箱放入外箱(2内箱/外箱)

外箱规格:CTN-10C(65*33*19CM)

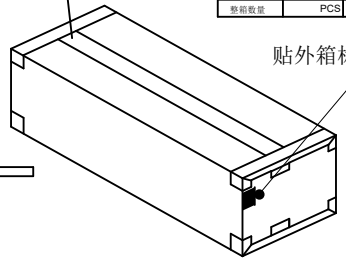

No：7

封箱及贴标签于外箱侧面的左上角

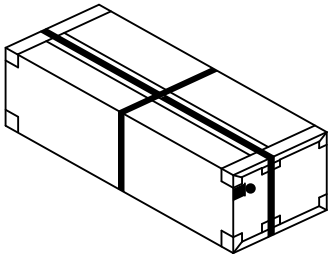

No：8

打包装带

Pin数	6320D/6321D-XXXSDSXPXT0X		
	真空管装数量	每内箱装数量	每外箱装数量
20	28	2800	5600
26	24	2400	4800
30	21	2100	4200
34	20	2000	4000
40	17	1700	3400
50	14	1400	2800
60	12	1200	2400
68	11	1100	2200
80	9	900	1800
100	8	800	1600
120	6	600	1200

说明：

1. 产品如图所示型态放入真空管；
2. 注意各标签样式.位置及方向的一致性；
3. 打外箱包装带时需注意，打为十字型.

变更记事												
					零件图		颜色 COLOR	———		SCALE	fit	WCON
					X.	±0.50	材质 MATERIAL	———		UNIT	mm	WCON Hardware Electronics Co.,Ltd
					X.X	±0.20						
					X.XX	±0.10	设计 DESING	丁文敏	2017/07/22	SIZE	A4	料号 PART NO. 6320D/6321D-XXXSDSXPXT0X
					X.XXX	±0.05						
A0	2017/07/22	NEW	———	———	Angle		审核 CHECK			SHEET	1/1	
					X.	± 2°						品名 TITLE: 1.27mm SCSI "D"型180° 公座/母座 包装规范
版次 REV	日期 DATE	变更说明 MODIFICATION DESCRIPTION	变更 CHANGE	核准 APPROVE	DIM	TOL	核准 APPROVE			PROJ.		