HSF

NOTES:
Rated Current: 3.0AMP
Contact Resistance: 20mΩ max
Withstand Voltage: 1000V AC/DC
Insulation Resistance: 1000MΩ min
Operation Temperature: −25℃ to +85℃

Contact Material: Brass
Contact Plating: Au or Sn Over Ni
Insulator Material: PBT+30%G.F UL94V−0

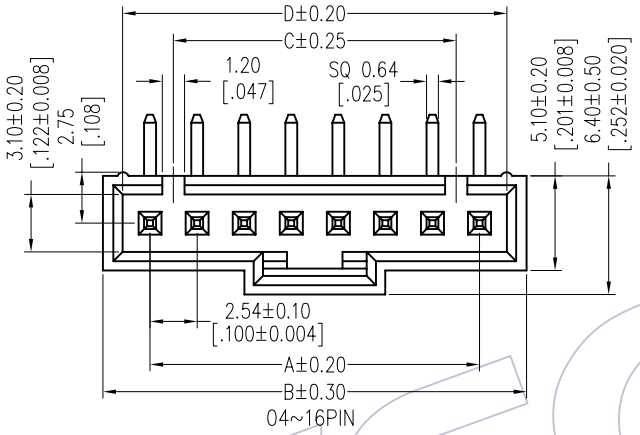

Recommended P.C.B Layout(Top Side)
(PCB BOARD TOLERANCE±0.05)

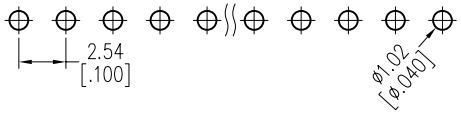

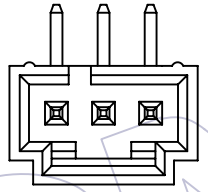

3PIN

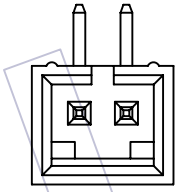

2PIN

Dimensional & Ordering Information:

Circuit	Part No.	Dimension				Q'ty /Bag
		A	B	C	D	
02	WF2542−WR02X01	2.54	7.62	−−	5.48	1,000
03	WF2542−WR03X01	5.08	10.16	−−	8.02	1,000
04	WF2542−WR04X01	7.62	12.70	5.08	10.56	500
05	WF2542−WR05X01	10.16	15.24	7.62	13.10	500
06	WF2542−WR06X01	12.70	17.78	10.16	15.64	400
07	WF2542−WR07X01	15.24	20.32	12.70	18.18	400
08	WF2542−WR08X01	17.78	22.86	15.24	20.72	400
09	WF2542−WR09X01	20.32	25.40	17.78	23.26	250
10	WF2542−WR10X01	22.86	27.94	20.32	25.80	250
11	WF2542−WR11X01	25.40	30.48	22.86	28.34	250
12	WF2542−WR12X01	27.94	33.02	25.40	30.88	250
13	WF2542−WR13X01	30.48	35.56	27.94	33.42	200
14	WF2542−WR14X01	33.02	38.10	30.48	35.96	200
15	WF2542−WR15X01	35.56	40.64	33.02	38.50	200
16	WF2542−WR16X01	38.10	43.18	35.56	41.04	150

Ordering Information

WF2542- WR XX X X 1

- XX: No.of Pins 02~12Pin
- X: Insulator Color W= White, B= Black, G= Grey, E= Beige
- X: Packing 0=PE Bag, T=Tube

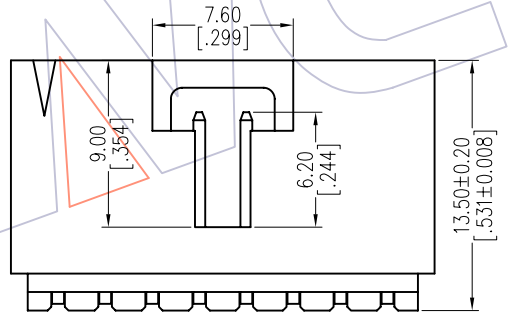

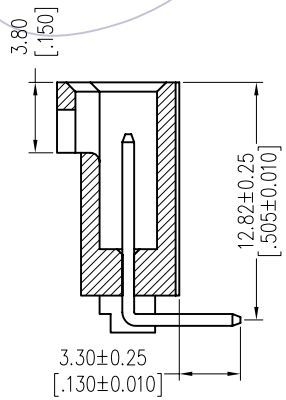

REV	DATE	MODIFICATION DESCRIPTION	CHANGE
A0	2012/09/07	NEW	——

OPERATION	
X.X	±0.40
X.XX	±0.25
X.XXX	±0.15
Angle	± 3°
DIM	TOL

DRAW	JYHuang	DATE	2012/09/07
CHECK		DATE	
APPROVE		DATE	

SCALE	FIT
UNIT	mm / inch
SIZE	A4
SHEET	1/1
PROJ.	

PART NO. SEE TAB

TITLE: 2.54mm WAFER CD-ROM 90°

Customer NO.

WCON
Http: www.wcon.com

WCON-Dongguan
Tel: +86 769 85358920
Fax: +86 769 85358915
E-mail: sales@wcon.com

WCON-Kunshan
Tel: +86 512 57468408
Fax: +86 512 57468468
E-mail: salesks@wcon.com