

# HSP

**NOTES:**

Rated Current: 3.0AMP  
 Contact Resistance: 20mΩ Max.  
 Withstand Voltage: 1000V AC/DC  
 Insulation Resistance: 1000MΩ Min.  
 Operation Temperature: -25°C to +85°C

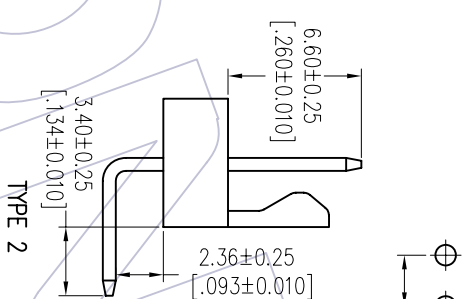
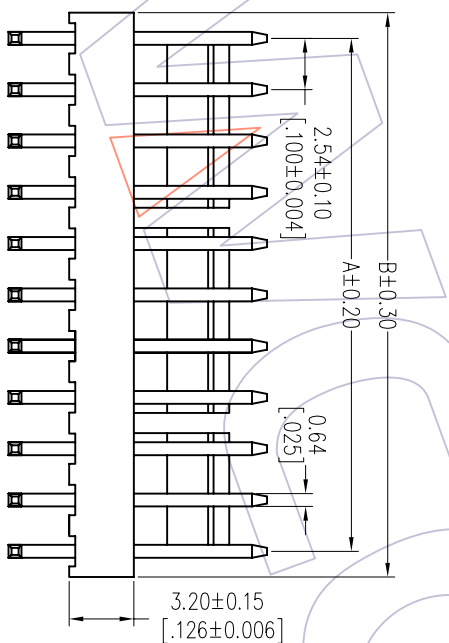
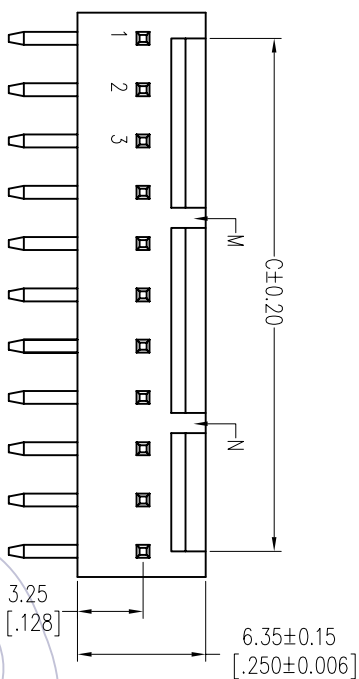
Contact Material: Brass  
 Contact Plating: Au or Sn Over Ni  
 Insulator Material:

PA66 UL94V-2 or V-0(<10P)  
 PA66 UL94V-2(>10P)

## Ordering Information

WF2546- WR XX XX W 0 X

No. of Pins Contact Plating Color Packing Series No.  
 02-20Pin S1=Gold Flash/Tin W=White 0=PE Bag 1=Type 1  
 S3=10μ Gold/Tin B=Black 2=Type 2  
 S4=15μ Gold/Tin U=Blue  
 S5=30μ Gold/Tin E=Beige  
 G0=Gold Flash  
 G3=10μ Gold  
 G4=15μ Gold  
 G5=30μ Gold  
 Blank=Tin



| Circuit | Slot M                 | Slot N                 |
|---------|------------------------|------------------------|
| 2~5P    | None                   | None                   |
| 6~10P   | Between Circuit 4,5P   | None                   |
| 11~14P  |                        | Between Circuit 8,9P   |
| 15~18P  |                        | Between Circuit 12,13P |
| 19~20P  | Between Circuit 16,17P |                        |

Dimensional & Ordering Information

| Circuit | Part No.       | Dimension |       |       | QTY/<br>bag |
|---------|----------------|-----------|-------|-------|-------------|
|         |                | A         | B     | C     |             |
| 02      | WF2546-WR02XXX | 2.54      | 5.08  | 2.54  | 1,000       |
| 03      | WF2546-WR03XXX | 5.08      | 7.62  | 5.08  | 1,000       |
| 04      | WF2546-WR04XXX | 7.62      | 10.16 | 7.62  | 1,000       |
| 05      | WF2546-WR05XXX | 10.16     | 12.70 | 10.16 | 500         |
| 06      | WF2546-WR06XXX | 12.70     | 15.24 | 12.70 | 500         |
| 07      | WF2546-WR07XXX | 15.24     | 17.78 | 15.24 | 500         |
| 08      | WF2546-WR08XXX | 17.78     | 20.32 | 17.78 | 500         |
| 09      | WF2546-WR09XXX | 20.32     | 22.86 | 20.32 | 400         |
| 10      | WF2546-WR10XXX | 22.86     | 25.40 | 22.86 | 400         |
| 11      | WF2546-WR11XXX | 25.40     | 27.94 | 25.40 | 300         |
| 12      | WF2546-WR12XXX | 27.94     | 30.48 | 27.94 | 300         |
| 13      | WF2546-WR13XXX | 30.48     | 33.02 | 30.48 | 300         |
| 14      | WF2546-WR14XXX | 33.02     | 35.56 | 33.02 | 300         |
| 15      | WF2546-WR15XXX | 35.56     | 38.10 | 35.56 | 200         |
| 16      | WF2546-WR16XXX | 38.10     | 40.64 | 38.10 | 200         |
| 17      | WF2546-WR17XXX | 40.64     | 43.18 | 40.64 | 200         |
| 18      | WF2546-WR18XXX | 43.18     | 45.72 | 43.18 | 200         |
| 19      | WF2546-WR19XXX | 45.72     | 48.26 | 45.72 | 200         |
| 20      | WF2546-WR20XXX | 48.26     | 50.80 | 48.26 | 200         |

# WCON

Http: www.wcon.com

WCON-Dongguan Tel: +86 769 85358920  
 WCON-Kunshan Tel: +86 512 57468408  
 Fax: +86 769 85358915  
 Fax: +86 512 57468468  
 E-mail: sales@wcon.com E-mail: sales@wcon.com

| REV | DATE       | MODIFICATION DESCRIPTION | CHANGE |
|-----|------------|--------------------------|--------|
| AO  | 2012/09/08 | NEW                      |        |

| OPERATION |       | DRAW    |  | DATE       |  | SCALE |  | FIT |  |
|-----------|-------|---------|--|------------|--|-------|--|-----|--|
| XX        | ±0.40 | JYHuang |  | 2012/09/08 |  | mm    |  | 1/1 |  |
| XXX       | ±0.25 | CHECK   |  | DATE       |  | A4    |  |     |  |
| XXX       | ±0.15 | ANGLE   |  | DATE       |  | SHEET |  |     |  |
|           | ± 3'  | TOL     |  | DATE       |  | PROJ. |  |     |  |

| PART NO.     |  | TITLE:                  |  |
|--------------|--|-------------------------|--|
| SEE TAB      |  | "M" TYPE 2.54 WAFER 90° |  |
| CUSTOMER NO. |  |                         |  |