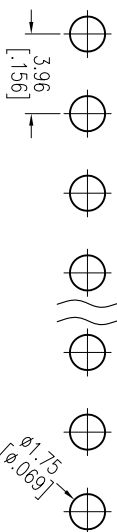


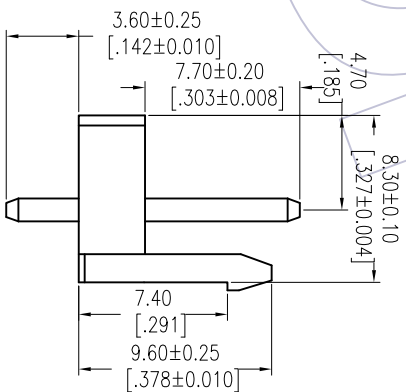
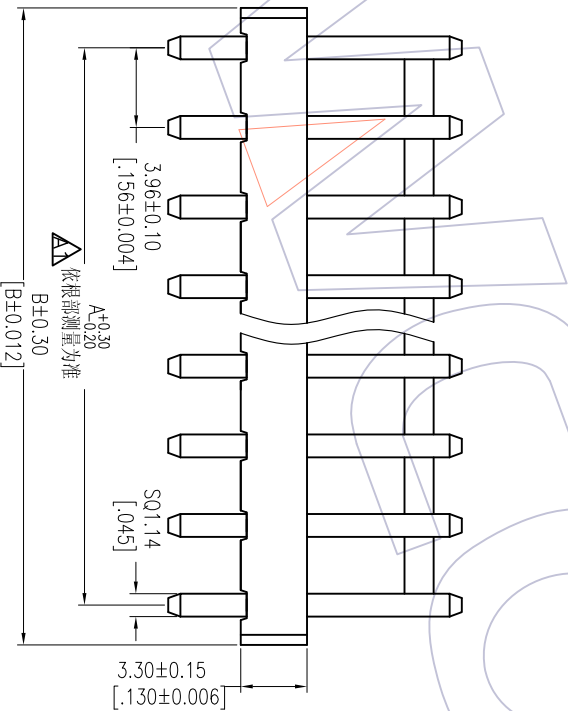
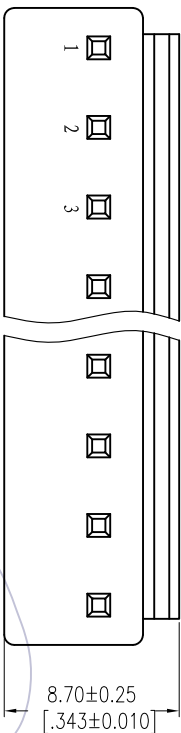
HSF

Recommended P.C.B Layout(Top Side)
(PCB BOARD TOLERANCE±0.05)



NOTES:
Current Rating:7.0AMP
Contact Resistance:20mΩ Max
Withstand Voltage:1000V AC/DC
Insulation Resistance:1000MΩ Min
Operation Temperature:-40℃ to +105℃

Contact Material:Brass
Contact plating:Au Or Sn Over Ni
Insulator Material:PA66 Or PA46 UL94V-0



Specification & Ordering Information:

Circuit	Part No.	Dimension		Qty /Bag
		A	B	
02	WF3963-MS02X01	3.96	7.92	700
03	WF3963-MS03X01	7.92	11.88	600
04	WF3963-MS04X01	11.88	15.84	450
05	WF3963-MS05X01	15.84	19.80	350
06	WF3963-MS06X01	19.80	23.76	300
07	WF3963-MS07X01	23.76	27.72	250
08	WF3963-MS08X01	27.72	31.68	200
09	WF3963-MS09X01	31.68	35.64	180
10	WF3963-MS10X01	35.64	39.60	150
11	WF3963-MS11X01	39.60	43.56	120
12	WF3963-MS12X01	43.56	47.52	90
13	WF3963-MS13X01	47.52	51.48	70
14	WF3963-MS14X01	51.48	55.44	50
15	WF3963-MS15X01	55.44	59.40	30
16	WF3963-MS16X01	59.40	63.36	30
17	WF3963-MS17X01	63.36	67.32	20
18	WF3963-MS18X01	67.32	71.28	20
19	WF3963-MS19X01	71.28	75.24	20
20	WF3963-MS20X01	75.24	79.20	20

Ordering Information

WF3963-WS XX W 0 1

No.of pins Contact Plating Color Packing
02-15P S1=Gold Thru/Tin B=Black 0=PE Bag
S3=10u/Gold/Tin T=Natural
S4=15u/Gold/Tin W=White
S5=30u/Gold/Tin
G0=Gold Flash
G3=10u/Gold
G4=15u/Gold
G5=30u/Gold
Blank=Tin

REV	DATE	MODIFICATION DESCRIPTION	CHANGE	OPERATION	DRAW	DATE	SCALE	FIT	PART NO.	TITLE:
A1	2013/06/26	MODIFY THE DIM		X.X	JHuang	2013/06/26	mm	A4	WF3963-WSXXX01	VII 3.96 Wafer 180°
AO	2012/09/17	NEW		X.XXX	CHECK					
REV	DATE	MODIFICATION DESCRIPTION	CHANGE	Angle	APPROVE	DATE	SHEET	PROJ.	Customer NO.	
1				± 3'			1/1			

WCON

Http: www.wcon.com

WCON-Dongguan Tel: +86 769 85358920
WCON-Kunshan Tel: +86 512 57468408
Fax: +86 769 85358915 Fax: +86 512 57468468
E-mail: sales@wcon.com E-mail: sales@wcon.com